



ENVIRONMENTAL ISSUES

Contextual Source Research and Analysis



Lettering guidelines, artist inspired name page

Jason deCaires Taylor

Breizh Lions is a sculpture by Jason deCaires Taylor. It changes colour by the temperature of the sea. It is in the U.K.

The Coral Greenhouse is a ground breaking underwater museum by Jason deCaires Taylor, sitting at a depth of 26 meters.

Coralarium is one of the most complex and ambitious of Taylor's installations. The gallery cube, which is six meters tall and weighs over 180 tonnes, was constructed in the UK and assembled on site.

Information

- Material - Plaster and a tailor made PH-neutral marine cement.
- Why under water - Like any artificial reef, the statues ease environmental pressure by diverting activity from more natural reefs.

I like his artwork as it is very inovative and creative, I also like the biodiversity of every statue.

COURTNEY MATTISON

I like this piece of art because it looks cool and represents pollution in the ocean. It is interesting because it has different coloured pieces.

I think the art is good because of the oval shape of the work. It is interesting because of the different pieces of ceramic used in the artwork.

I like this artwork because it looks fascinating. Also it looks interesting because of the shape of the art.

Courtney Mattison works in ceramic. Her colour palette reflects the tones of coral.



Observational Recording

Monoprinting

Tonal Drawing

Initial Designs



Personal Outcome



mark making

FILL THE BOXES WITH...

ZIG ZAG LINES	DOTS & DASHES	SCRIBBLING
SPIRALS	THICK & THIN LINES	WAVY LINES
CROSS HATCHING	SCRATCHY LINES	LOOPY LINES

MonoPrint Fish

I like the shape of my fish. However if I re Made My fish I would be more careful with the patterns.

I rolled some ink on to a board then I blocked it 3 times. After that I taped the outline onto the paper. I used a range of material to draw on the outline and it picked up the ink.

TONAL DRAWING

FISH EYE

Lightest

Darkness



Contextual Source Research and Analysis

SWEET TREATS



Initial Designs

Personal Outcome Construction

Block Printing



Observational Recording

Fact File: Jon Burgerman

Name: Jon Burgerman
Job: Illustrator, Artist and Doodler
 Famous for: fine art, urban art and pop-culture, using humorous doodles
 Born: Nottingham, UK, in 1979 and currently lives and works in New York.

WHAT DOES HE MAKE
 Jon Burgerman makes a wide variety of art, including doodles, paintings, murals, and sculptures, characterized by bold colors and cartoonish characters.

FUN FACTS
 1. He calls himself a "Professional Doodler"
 2. His art is in permanent collections
 3. He uses his art to address contemporary life
 4. He is a British artist living in New York City
 5. He chose art over Ghostbusting

His artwork is colourful and silly!

His artwork makes me feel happy and joyful!

WHERE CAN YOU SEE HIS ART?
 You can see Jon Burgerman's art in museums, galleries, and through various exhibitions worldwide.

WHAT MAKES HIS ART SPECIAL
 Jon Burgerman's art is special due to its instantly recognizable "doodle" aesthetic, which merges fine art, urban art, and pop culture into a style that is both playful and humorous yet often carries deeper, more complex emotional

Jon Burgerman Fact File

Jon Burgerman is a British-born (b. 1979) NYC-based artist known for his vibrant doodles and playful characters, and collaborations with global brands, such as Apple, Coca-Cola, and Levi's.

Personal Background

- Born: 1979, Nottingham, England
- Education: Studied art foundation at Sharncliffe, graduated with First Class Honours in Fine Art from Nottingham Trent University in 2001
- Current Residence: New York City, USA

Artistic Style & Mediums

- Signature Style: Doodle art featuring bold lines, geometric characters, and spontaneous creativity.
- Themes: Humor, Quirkiness, Imagination, and commentary on contemporary life.
- Media Used: Ink, Oil, Spray paint, digital art, animation, murals, and mixed media.

Career Highlights

- Monograph: *How the Sky Feels* (2008), 100-page book documenting his early career.
- Public Collections: His work is held in institutions like the Victoria and Albert Museum in London.
- Exhibitions: *Orange pop!*—over 50 pop-up museums and other art events worldwide.
- The *Sharncliffe Project*: Participated in this recent NYC gallery installation.

Collaborations & Commercial Work

- Brands: Apple, Samsung, Nike, Pepsi, BBC, Instagram, Snapchat, LEGO, PlayStation, Spotify, and more.
- Books & Publications: *How the Sky Feels* (2008), *Jon Burgerman's Doodles* (2014), *Jon Burgerman's Doodles* (2014), *Jon Burgerman's Doodles* (2014).
- Fun Facts: Assessed on BBC's *Blue Peter* in 2008. Known for creating the art and culture and other pop culture projects.
- International Reach: Global Exhibitions: His work has been presented in galleries and museums across the UK, USA, South Korea, China, and more.
- Residencies & Property: Participated in artist residencies and collaborative projects in cities like Berlin, Singapore, and New York.

Museum & Gallery Recognition

- Victoria and Albert Museum (London)
- Princeton University Art Museum
- COO Museum (London)
- Major Exhibitions: *How the Sky Feels* (2008), *Orange pop!* (2014), *Jon Burgerman's Doodles* (2014), *Jon Burgerman's Doodles* (2014).

Early Recognition

- Studied with Paul Child (founder of the Art and Design Centre) at Nottingham Trent University (2001).
- Quickly gained attention for his unique style and bold use of color, pattern, and humor.

Notes:

- I really like the innocent smile on this character though they look cheeky like it would go on eating cookies and get crazy.
- This monster gives me a sense of nostalgia and happiness because it looks like my childhood. It has a sense of humor and silliness and can attract children.
- Jon Burgerman's artwork has inspired me to use colour and uniqueness. His style will inspire me to add a touch of humor and brightness to my artwork.
- The cupcake batter (half) is a beige yellow colour but its case is light blue and it is wearing red socks. There is white whipped cream on the top of its head, topped with red and blue sprinkles.
- If I were to draw this cupcake I would start off with sharpie and then use alcoholic markers for the colour.
- It made me feel bad for it and I want it to feel safe. To me this artwork shows how even your most favourite person (in this case, dessert) can also be scared.
- This inspires my design to be food-based, incorporating playful and adorable elements that give it a cute vibe, while also expressing a touch of whimsy—like a sweet treat that's a little bit scary about being too bold.

Do Now: Literacy tasks

Task 1: Describe the character.
 Use your creativity and imagination. Where is this character? Draw the surroundings.

Task 2: What are your hobbies?
 What are your hobbies? Interests? Food that you like?

Task 3: Do Now: Sketch the Sentence.
 Read the description.
 Sketch what you think the character looks like — no need to copy an existing artwork.
 Label the key features you picked out from the text (e.g. lanky body, bright colours, spaghett arms).

Extension: Pick one keyword and use it in your own sentence about Jon Burgerman's work.

Do Now: Use the Keyword.
 Jon Burgerman use bold lines to make his ideas pop.

Do Now: Sketch the Sentence.
 This reminds me of Jon Burgerman's art because he makes cartoon-like doodles.

Artist research and Analysis

Create 3 - Jon Burgerman Plush



Embroidery

Embroidery Instructions:

1. Cross stitch: This stitch is used on the edge of fabric to give it a decorative look.
2. French knot: Small knots are sewn with the needle and thread around the needle.
3. Running stitch: A basic stitch that runs up and down through the fabric.
4. Counting stitch: A stitch that is used on the top of a horizontal needle thread.
5. Blanket stitch: A basic stitch that creates a decorative edge.



Photoshop design development

Design Ideas

Character 1: My work is similar to Jon Burgerman because his designs are so simple. It has been turned into a character by adding eyes and a mouth. Its personality is happy and friendly.

Character 2: My work is similar to Jon Burgerman because I've added a funny shape and a tongue sticking out.

Character 3: My work is similar to Jon Burgerman because I've added a funny shape and a tongue sticking out.

Character 4: My work is similar to Jon Burgerman because I've added a funny shape and a tongue sticking out.

Character 5: My work is similar to Jon Burgerman because I've added a funny shape and a tongue sticking out.

Final Personal Outcome

Design Ideas

Project overview



Practical Ax 1



Each serving (150g) contains

Energy	Fat	Saturated	Sugars	Salt
1046kJ 250kcal	3.0g	1.3g	34g	0.9g
	LOW	LOW	HIGH	MED
13%	4%	7%	38%	15%


of an adult's reference intake

Typical values (as sold) per 100g: 697kJ / 167kcal

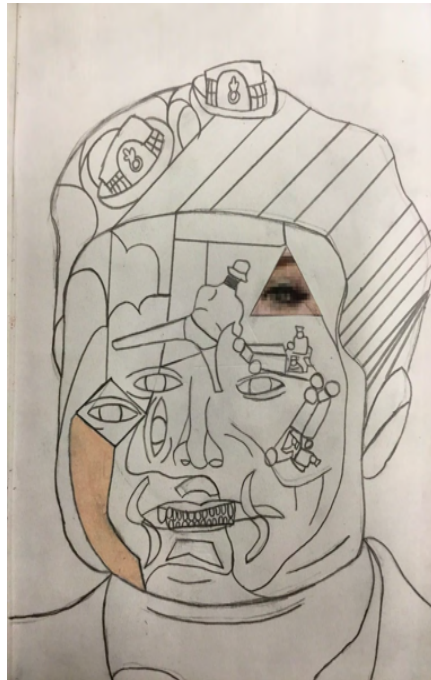
Theor y Ax 1

Distorted Portraits

Mixed media portrait explorations



Artist research and analysis




Idea development

Photo Montage skills



Photoshop skills

Tonal shading and grid drawing techniques



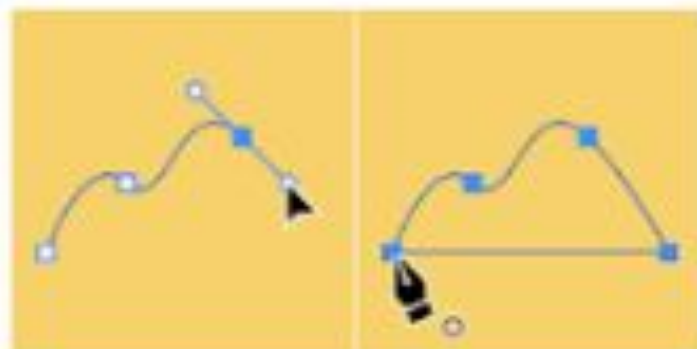
RESEARCH



ILLUSTRATOR PEN TOOL



EXPLORATION OF IDEAS



KEYRING




LASER CUT REQUIREMENTS

BLACK: Engraved
RED: Cut (R 255)
Stroke size: 0.01
Green:
raster engrave (G 255)



PERSONAL OUTCOME

Technical Drawing




TONAL RENDERING



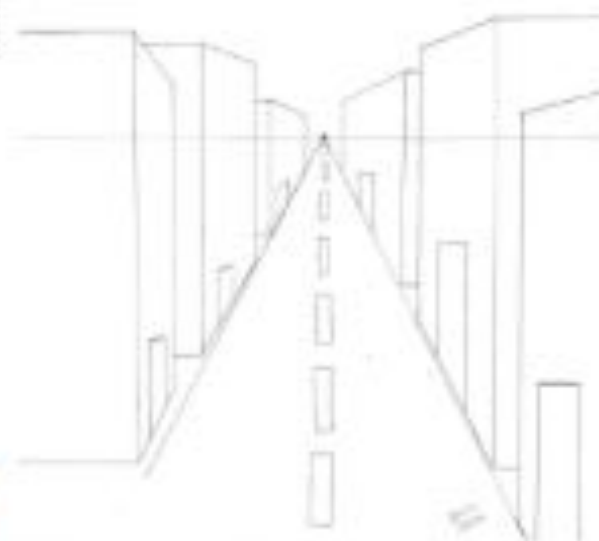
OBLIQUE



ISOMETRIC




Recording Art Deco



One Point Perspective



Two Point Perspective



Monoprint Explorations

Observational Recording

Nick franks work

Brad sloan work

My Nick frank

My Brad sloan

Photoshop

My work is similar to brad sloans work because I have used one image and made horizontal and vertically just like him.

My work is similar to nick franks because I added the background and I made it better by adding a gradient


Made by
13 & 14
14/04/2016

Artist Research






Nick Frank

My Nick Frank artwork went pretty well the cropping was not to difficult and most of it went well but it did take a bit of time to understand how it worked. But I learnt quite a few shortcut tools now from this.



Photoshop Explorations

OUR TOWN



Gargoyle Design

Observational Recording

Gargoyles

- A gargoyle is a carved, sculptural waterspout on a building.
- The purpose of a gargoyle is to channel rainwater away from a building's walls but are believed to scare away evil spirits and sins.
- They look like grotesque or fantastical creatures.
- Gargoyles are found on old, historical buildings particularly on cathedrals, churches and abbeys.
- The oldest gargoyle resembled a crocodile and was discovered in Turkey.
- The Paris Notre Dame gargoyles are the most famous.
- The word "gargoyle" comes from the French word gargoille.

Gargoyles Research Page

The primary purpose of a gargoyle is practical and symbolic; it functions as a functional waterspout to divert rainwater away from a building's walls, preventing erosion, and also serves a symbolic role in its decorative form by warding off evil spirits or symbolizing the protection of the building.

A Gargoyle can sometimes represent different animals such as monkeys, lions, or even dragons! They tend to have features such as wings, fangs or teeth, claws, grotesque faces and horns.

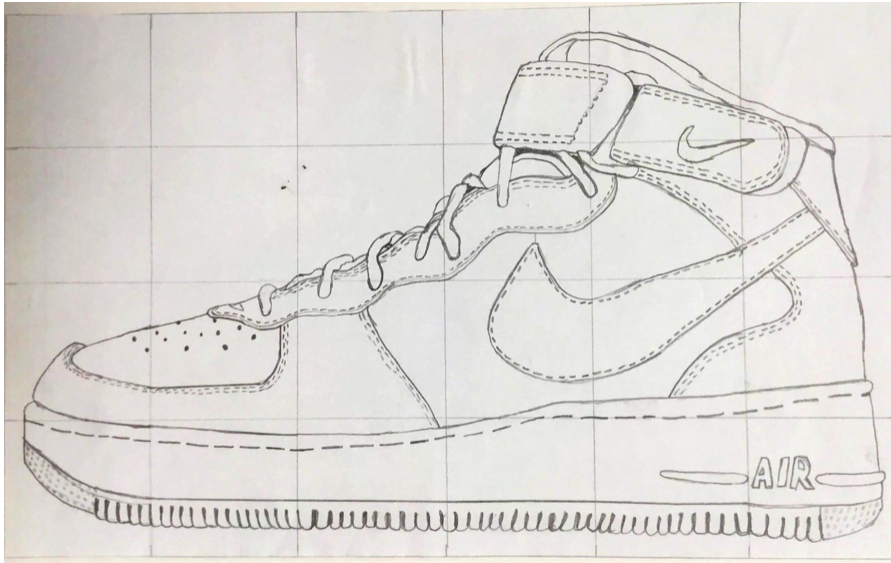
Gargoyles are found on old, historical buildings, particularly Gothic cathedrals, churches, and abbeys, serving the practical purpose of channeling rainwater away from the building's walls.



Research

GARGOYLES

Clay Modelling & Painting



Shoe Design Ideas

Observational Recording

SIX EXAMPLES OF DELA DESO'S ARTWORK:

1. What makes Dela Deso's artwork different to Van Ortton's?
Dela Deso focuses on a 'furry' or 'giraffe' art style, while Van Ortton is known for a clean, geometric, and colorful retro-futuristic aesthetic.

2. Why do you think Dela Deso adds dripping paint or melting effects to his images?
To make it unique and different.

3. What kind of mood or story do his artworks create? Do they feel funny, creepy, modern, or emotional? Why?
They are funny but sometimes creepy as most of them are cartoon-like but some have a scarier twist.

4. Which of Dela Deso's pieces is your favourite, and what do you like about it?
My favourite piece is the paint murals in Los Angeles as I like the colours and the dripping wings.

SIX EXAMPLES OF DELA DESO ARTWORK:

1. What makes Dela Deso's artwork different to Van Ortton's? Van Ortton's art work does not drip and is more geometric compared to Dela Deso's wavy, intricate and unique art pieces.

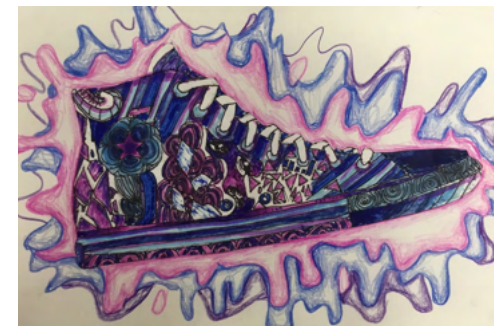
2. Why do you think Dela Deso adds dripping paint or melting effects to his images? I think Dela Deso adds drips to add dimension and difference, making his art quite unique.

3. What kind of mood or story do his artworks create? This art pieces usually have a modern yet unsettling feeling with it being quite abstract and distinctive.

4. Which of Dela Deso's pieces is your favourite, and what do you like about it? My favourite piece is probably the third one I chose because it looks quite pleasing to the eyes.

Research

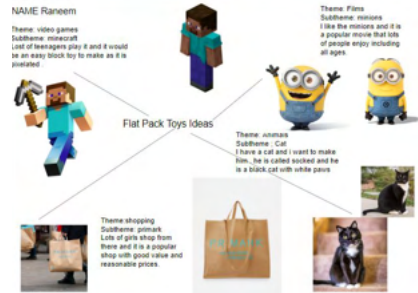
DRIPPING SHOE



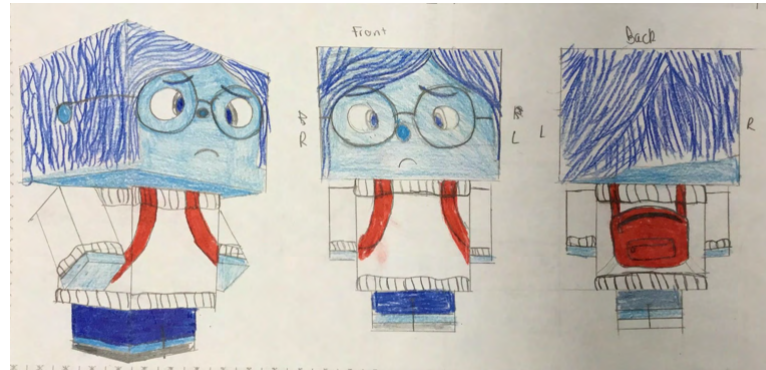
Final Designs

BOX TOYS

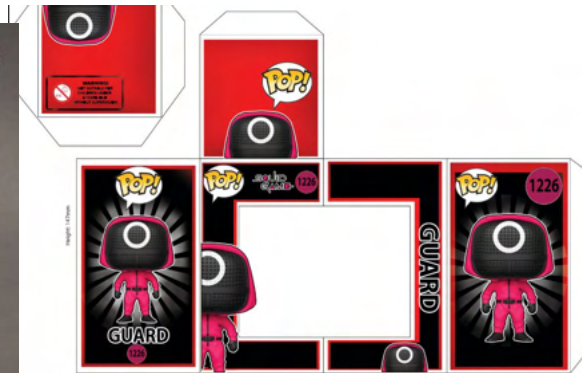
RESEARCH




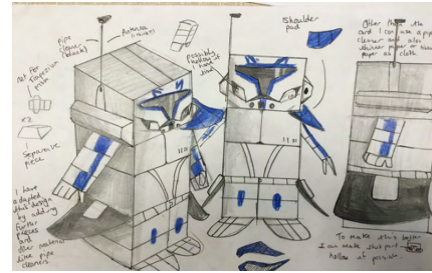
FINAL DESIGN IDEA



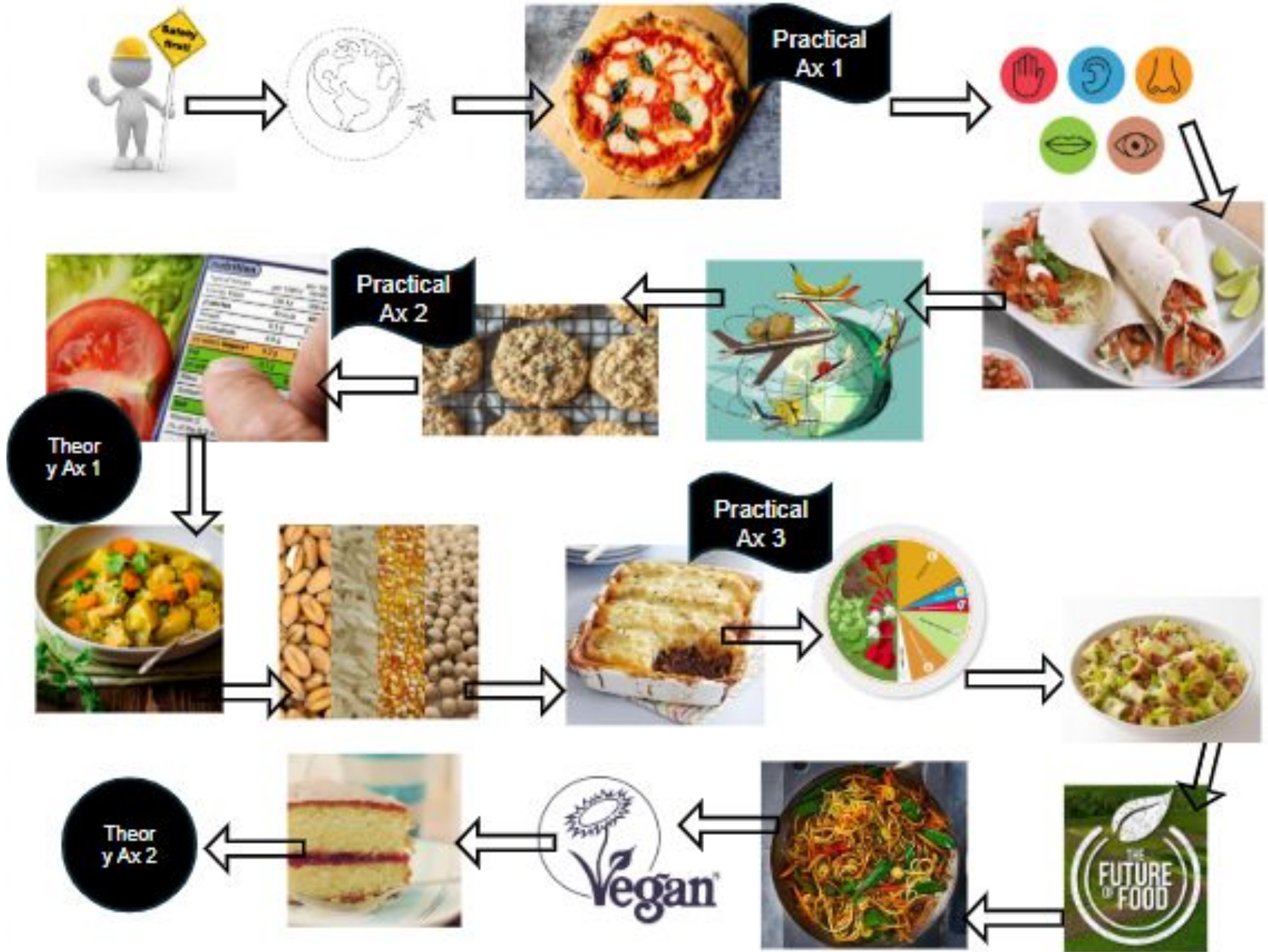
PERSONAL OUTCOME



DESIGN IDEAS



Project overview



Arts Award Part C & A




Photoshop Composition Exploration
Contextual Source Research



Stencil Monoprinting

Nostalgia Project



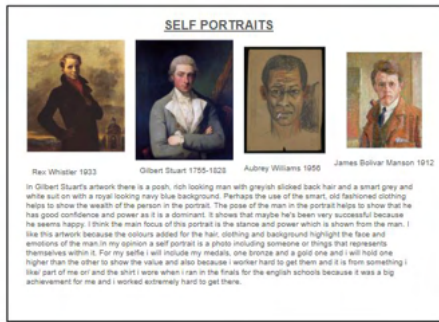
Logo Recording




Drawn Monoprinting



Screen printing




Contextual Research and Analysis



Drawing Skills:
Isometric

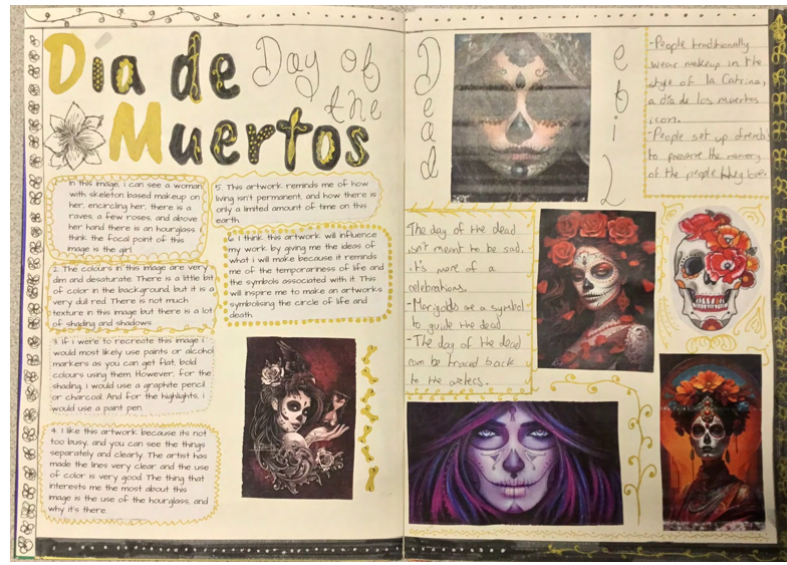
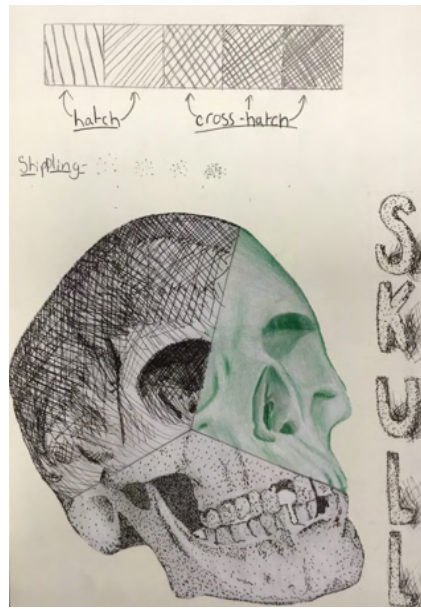
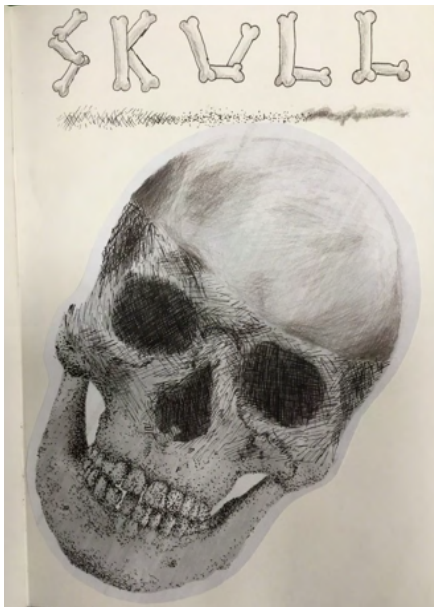


Photography skills



Adobe Photoshop skills

Digital Media Project




Recording through Drawing and Photography

Contextual Source Analysis and Research



Clay Exploration



Personal Outcome

Batik Exploration

Skull Project

Deck Chair Project

What am I going to learn?

Write what will be learnt

Sources and origins
Timber Materials
Properties

Write what will be learnt

Printing
Sublimation
Screen and Block Comparison

Write what will be learnt

British textile designers
William Morris
Lucienne Day
Cath Kidson.

Write what will be learnt

Drawing techniques
Motif
Pattern repeats
Seamless patterns

Write what will be learnt

Manufacturing specification
Sewing Machine.

Write what will be learnt

Safety
Tools & Equipment
Jigs
Practical skills

Write what will be learnt

Testing
Evaluation

Key Vocabulary and Terminology

Properties – The mechanical, physical, or optical properties of materials that define how they behave in use.

Seamless Repeat - A seamless repeat pattern is a design that can be tiled endlessly in any direction without visible seams or breaks. This means that when the pattern is repeated, it should fit perfectly with itself on all sides, creating a continuous look

Design Brief – Brief statement of what you need to design and make.

Manufacturing Specification - It is a very detailed specification that records the stages of the production process, with details of all the characteristics (shape, size, texture, colour, flavour etc) required in the final product. It also lists where standard components can be used.

Quality Control - Quality control guarantees a product is made to the highest standard.

Jig - A jig is a type of custom-made tool used to control the location and/or motion of parts or other tools.

Risk assessment – A risk assessment is a careful examination of what could cause harm to people.

Flow Chart – In manufacturing flow charts are used to provide clear instructions to avoid errors or to ensure a high level of quality.

Design Influences

Printing allows an image to be accurately reproduced a number of times. This process developed to enable mass production of information and images.

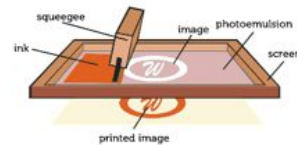
Block printing

Also called Relief printing, is the process of carving patterns, shapes and designs into a 'block'.



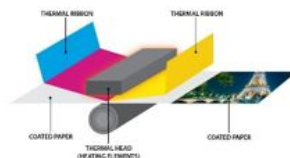
Screen Printing

the technique of creating a picture or pattern by forcing ink or metal on to a surface through a screen of fine material.



Sublimation Printing

Is a method of printing that transfers a design into a material or fabric using ink and heat.



British textile designers

William Morris (1834 – 1896)



William Morris is probably one of the most famous British textile designers of all time. His floral patterns are inspired by his love of nature

and Victorian interior design.

Lucienne Day (1917–2010)



Lucienne Day's radically new and elaborate wallpaper and fabric designs were also showcased at the Festival of

Britain 1951. Her most celebrated textile design, *Calyx*, with its abstract plant motif.

Cath Kidston (1958 – Present)



Cath Kidston fabrics are instantly recognisable for their nostalgic floral prints. she

wanted to create her own designs with an 'English heritage' theme.

Timber and Man-Made Boards

Timber comes in three forms: **hardwoods**, **softwoods**, and **manufactured boards**.

Hardwoods come from **deciduous trees**, which lose their leaves each year, while softwoods come from **evergreen trees**, which keep their leaves all year round. Each type has different properties, so they are better suited to different uses and situations.

What makes britain great?

Design and make a **novelty deck chair mobile phone holder** inspired by print art work of famous british textile designers.



Careers

Textile designer, graphic designer, print maker, illustrator, interior designer, textile conservator, costume designer, image consultant, art editor.

Project overview



Practical Ax 1



Practical Ax 2



Theory Ax 1

Project overview

